



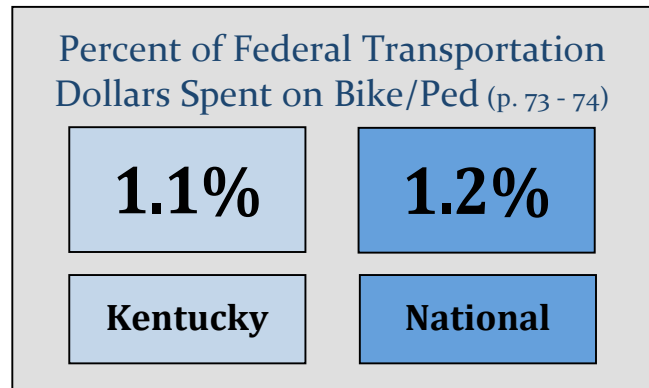
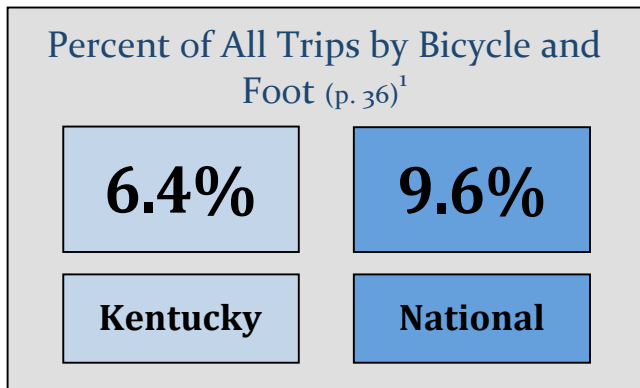
BIKING AND WALKING IN KENTUCKY



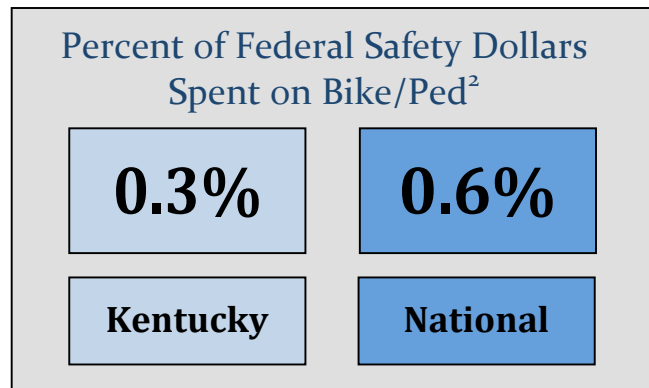
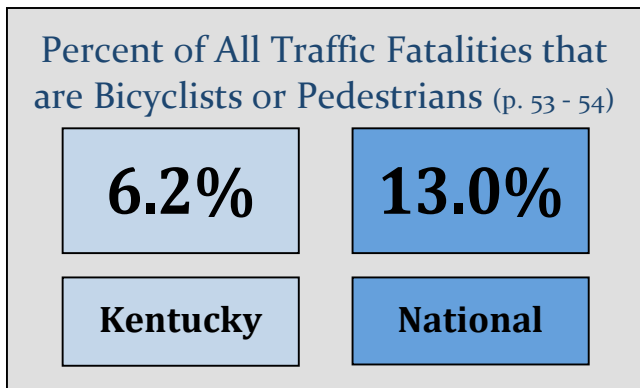
The Alliance for Biking & Walking recently completed their 2010 Benchmarking Report, a collection of bicycling and walking data from all 50 states (www.PeoplePoweredMovement.org/benchmarking).

Check out how your state matches up in:

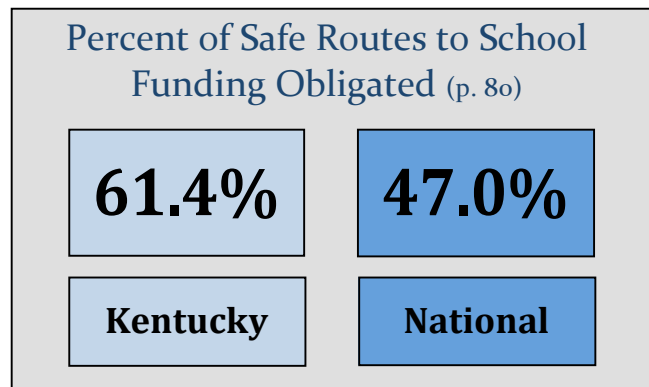
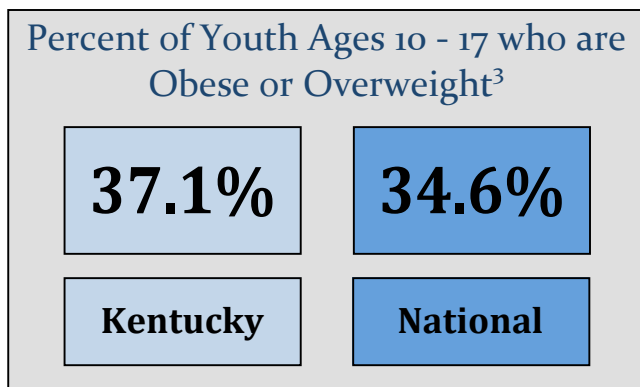
Transportation



Safety



Health



¹ The 2009 National Household Travel Survey (NHTS) reports the national rate is now 12%. The 2001 NHTS national rate of 9.6% is cited here to be comparable with the state data, which was estimated using the 2001 NHTS.

² Federal Highway Administration (FY08 Highway Safety Improvement Program and FY08 Section 402 Funding)

³ Trust for America's Health (<http://healthyamericans.org/states/states.php?measure=overweight>)

Staffing	State Bike/Ped Staff (p. 85)	
	Size of State Bike/Ped Staff (in FTEs*)	State Bike/Ped Staff per Million People
Kentucky	1.7	0.4
National Average	4.9	0.8

*Full Time Equivalents



Policy	Is There A State Law Establishing... (p. 65, 71)	
	A Complete Streets Policy	A 3-foot Passing Distance for Cars
Kentucky	Yes	No
States Answering Yes	18	14

Advocacy Organizations In Kentucky

CART - Coalition for the Advancement of Regional Transportation Statewide
www.cartky.org

Bicycling for Louisville
www.bicyclingforlouisville.org

Education (I)	Does Your State Have... (p. 100)	
	A Share the Road / Public Safety Campaign	Information on Bicycling in Driver's Manual
Kentucky	Yes	Yes
States Answering Yes	33	43

Education (II)	Does Your State Have... (p. 100)	
	Driver's Test Questions on Bicycling	A State-Sponsored Ride to Promote Bicycling/Activity
Kentucky	Yes	Yes
States Answering Yes	23	15



For more information, check out the Alliance for Biking & Walking's 2010 Benchmarking Report at:
<http://www.PeoplePoweredMovement.org/benchmarking>